

Snow

School

Day

#5

eLEARNING DAY

Mrs. Muzek's e-Learning Day #5


Name _____

*Submit completed verification sheet and assignments to your teacher. This verification sheet will be accepted up to two days after we return from our cancelled school day.

Activity	Maximum Time Spent	Directions	Parent Verification	Teacher Verification
Math	20 minutes	1) Add up the amount on the dice to find the sum or total. 2) Choose 6 numbers you would like to work with in Head Full of Numbers. Put each number in a box at the top of the paper. Now see how many addition and/or subtraction problems you can make. Challenge yourself!		
	Your Choice	If you have access to the internet: Go to Mrs. Muzek's Website to the Math section. 1) Quizlet 2) Penguin Party Addition 3) Math Tool Chest 4) Hooda Math		
Words	20 minutes	1) Put the words in ABC order by using a 1, 2, and 3. 2) Use the word cube to make as many words as you can.		
	Your Choice	If you have access to the internet: Go to Mrs. Muzek's Website to the Reading section. 1) Literative 2) Family Sort 3) Spelling City 4) Goo Words		

Reading	20 minutes	<ol style="list-style-type: none"> 1) Read the poem 3 times. It should get easier each time you read it and use more voice every time too! 2) Read the short story and answer the questions. Be sure you go back to the story to find the correct answers. 		
	Your Choice	If you have access to the internet: Go to Mrs. Muzek's Website to the Reading section. 1) Storyline Online 2) Speakaboo Stories 3) Read to Me 4) Between the Lions 5) Mighty Book Songs 6) Poetry		
Independent Reading	20 minutes	Read a book or books at home on or near your level. Remember to write your time down on your Reading Log!!!		
Writing	20 minutes	Write your story of your choice using complete sentences and correct punctuation. Last, draw a picture that matches your story.		
Specials	20 minutes	Follow the lesson plan created by Ms. Ousley for Gym.		


Thumbs up for hard work today! See you soon!





Addition with Dice


Name: _____ Date: _____


Add up the values of each set of dice.


(1)  =


(2)  =


(3)  =


(4)  =

(5)  =

(10)  =


(11)  =


(12)  =

(13)  =


(14)  =

(6)  =


(7)  =

(8)  =

(9)  =


(15)  =

(16)  =

(17)  =

(18)  =


--	--	--	--	--	--



Point total _____

NAME _____

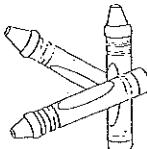


DATE _____



MIND YOUR ABC'S #3




Directions: Put each set of words in alphabetical order.

a b c d e f g h i j k l m n o p q r s t u v w x y z

1.   

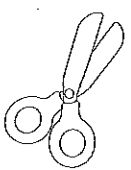

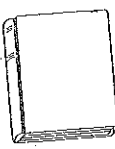
crayons eraser pen

_____ _____ _____

2.   


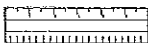
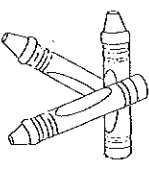
chalk globe book

_____ _____ _____

3.   




scissors glue book

_____ _____ _____

4.   


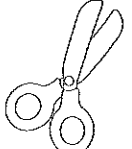
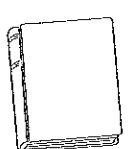
paper ruler crayons

_____ _____ _____

5.   



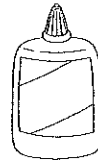
pencil book globe

_____ _____ _____

6.   


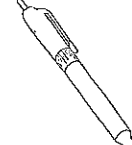

chalk scissors book

_____ _____ _____

7.   

ruler pencil glue

_____ _____ _____


8.   

paper pen eraser

_____ _____ _____

NAME _____

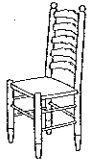
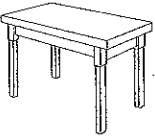
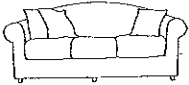
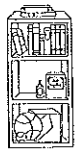


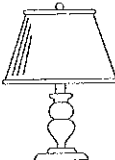
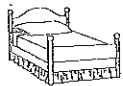

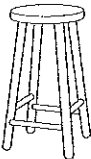


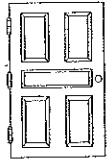

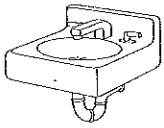

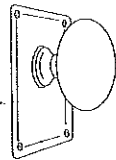
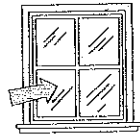
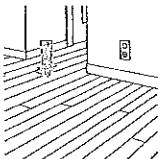

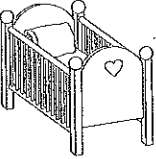


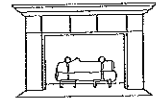
DATE _____



MIND YOUR ABC'S #8


Directions: Put each set of words in alphabetical order.

a b c d e f g h i j k l m n o p q r s t u v w x y z

<p>1.</p>  <p>chair</p> <p>_____</p>  <p>table</p> <p>_____</p>  <p>sofa</p> <p>_____</p>	<p>2.</p>  <p>bookshelf</p> <p>_____</p>  <p>fan</p> <p>_____</p>  <p>telephone</p> <p>_____</p>
<p>3.</p>  <p>lamp</p> <p>_____</p>  <p>bed</p> <p>_____</p>  <p>television</p> <p>_____</p>	<p>4.</p>  <p>stool</p> <p>_____</p>  <p>plant</p> <p>_____</p>  <p>rug</p> <p>_____</p>
<p>5.</p>  <p>door</p> <p>_____</p>  <p>curtains</p> <p>_____</p>  <p>sink</p> <p>_____</p>	<p>6.</p>  <p>clock</p> <p>_____</p>  <p>knob</p> <p>_____</p>  <p>window</p> <p>_____</p>
<p>7.</p>  <p>floor</p> <p>_____</p>  <p>wall</p> <p>_____</p>  <p>crib</p> <p>_____</p>	<p>8.</p>  <p>stove</p> <p>_____</p>  <p>tub</p> <p>_____</p>  <p>fireplace</p> <p>_____</p>

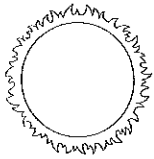

NAME _____

DATE _____




WORD CUBE #6

Directions: How many words can you find on the cube reading forward, backward, left, right, up, and down? Write the words you find on the lines below. The same word might appear on the cube more than once.



_____	_____	_____
_____	_____	_____
_____	_____	_____
_____	_____	_____
_____	_____	_____
_____	_____	_____




Chatterbox, The Rain

Bursting with news,
Chatterbox, the Rain,
Talks all day
To the windowpane,

To the trash can lid
Rattles on and on,
Babbles this and that
To the backyard lawn,

Chatterbox, the Rain,
Talks and talks all day,
And still has puddles
And puddles to say.

—Beverly McLoughland



Teaching Dakota

Story By: Andrew Frinkle

Dave had two dogs. One was named Maya. She was a black and white husky dog with blue eyes. Maya was seven years old. She was not old, and she was not young. She was middle-aged, just the age when dogs started to get fat and slow down. Dave loved Maya and didn't want to see that.

Dave decided to get a new dog. This puppy was also a husky, but instead of black and white, he was red and white, and he had yellow-brown eyes like a wolf. Dave named the new puppy "Dakota."


Dakota had a lot of energy, and didn't know the rules. This was normal, because Dakota was a puppy. Dave took Dakota to get his shots. He walked him every few hours to get him housetrained. It was a lot of work.

Maya was jealous at first. She wondered why Dave needed another dog. The new dog was irritating. He stole her bones and didn't know the rules. He was messy! She decided to help teach him.

She showed Dakota when and where to go to the bathroom outside. She showed him not to run away. She even shared a bone or two with him, but would not let him sleep on her bed.

Together, Dave and Maya trained Dakota, and he grew up to be a strong, well-behaved dog. He and Maya became best friends, and with all the running around they did, she stayed healthy and strong a lot longer.

The two dogs made Dave very, very pleased.



Teaching Dakota

Story By: Andrew Frinkle

Use the information in the story to answer the questions below.




1. Who is Maya?
 - A. Dave's sister
 - B. Dave's wife
 - C. Dave's cat
 - D. Dave's dog


2. Who is Dakota?
 - A. Dave's new bulldog
 - B. Dave's new husky
 - C. Dave's new retriever
 - D. Dave's new terrier

3. How does Maya feel about Dakota at first?
 - A. She is jealous.
 - B. She is happy.
 - C. She is helpful.
 - D. She is sad.

4. Who did all of Dakota's training?
 - A. Only Dave.
 - B. Only Maya.
 - C. Dave and Maya.
 - D. No one.

5. In the end, who benefited from Dakota's presence?
 - A. Only Dave.
 - B. Only Maya.
 - C. Dave and Maya.
 - D. No one.





1st Grade Physical Education E-Learning Lesson

2 minutes of movement (Run, skip, jump or dance)

Begin stretches-These are the same as we do every day in class

Legs straight feet together and reach for your toes

Stand and reach for ceiling on your tip toes

Right leg over left leg and reach for your toes

Left leg over right leg and reach for your toes

Arms behind your back-shoulder stretch

Balance on right leg

Balance on left leg

10 Jumping Jacks

10 Sit ups

10 Push ups

2 minutes of movement (Run, skip, jump or dance)

Have a great day!

Ms. Ousley