

Snow

School

Day

#4

LEARNING DAY

# SNOW SCHOOL DAY #4

## Mrs. Muzek's e-Learning Day


Name \_\_\_\_\_

\*Submit completed verification sheet and assignments to your teacher. This verification sheet will be accepted up to two days after we return from our cancelled school day.

| Activity | Maximum Time Spent | Directions  | Parent Verification | Teacher Verification |
|----------|--------------------|---|---------------------|----------------------|
| Math     | 20 minutes         | <ol style="list-style-type: none"><li>1) Add up the amount on the dice to find the sum or total.</li><li>2) Choose 6 numbers you would like to work with in Head Full of Numbers. Put each number in a box at the top of the paper. Now see how many addition and/or subtraction problems you can make. Challenge yourself!</li></ol> |                     |                      |
|          | Your Choice        | If you have access to the internet: Go to Mrs. Muzek's Website to the Math section.<br><ol style="list-style-type: none"><li>1) Quizlet</li><li>2) Penguin Party Addition</li><li>3) Math Tool Chest</li><li>4) Hooda Math</li></ol>  |                     |                      |
| Words    | 20 minutes         | <ol style="list-style-type: none"><li>1) Put the words in ABC order by using a 1, 2, and 3.</li><li>2) Use the word cube to make as many words as you can.</li></ol>  |                     |                      |
|          | Your Choice        | If you have access to the internet: Go to Mrs. Muzek's Website to the Reading section.<br><ol style="list-style-type: none"><li>1) Literative</li><li>2) Family Sort</li><li>3) Spelling City</li><li>4) Goo Words</li></ol>  |                     |                      |

|                            |             |   |  |  |
|----------------------------|-------------|---|--|--|
| <b>Reading</b>             | 20 minutes  | <p>1) Read the poem 3 times. It should get easier each time you read it and use more voice every time too!</p> <p>2) Read the short story and answer the questions. Be sure you go back to the story to find the correct answers.</p> |  |  |
|                            | Your Choice | <p>If you have access to the internet: Go to Mrs. Muzek's Website to the Reading section. 1) Storyline Online 2) Speakaboo Stories 3) Read to Me 4) Between the Lions 5) Mighty Book Songs 6) Poetry</p>                              |  |  |
| <b>Independent Reading</b> | 20 minutes  | <p>Read a book or books at home on or near your level. Remember to write your time down on your Reading Log!!!</p>  |  |  |
| <b>Writing</b>             | 20 minutes  | <p>Write your story of your choice using complete sentences and correct punctuation. Last, draw a picture that matches your story.</p>  |  |  |
| <b>Specials</b>            | 20 minutes  | <p>Follow the lesson plan created by Mrs. Huff for Music.</p>   |  |  |

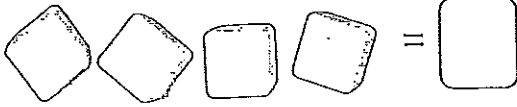
Thank you for working hard today! See you soon!



# Addition with Dice

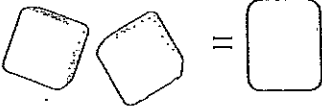
Name: \_\_\_\_\_ Date: \_\_\_\_\_


Add up the values of each set of dice.


(1)  =


(2)  =

(3)  =

(4)  =

(5)  =

(10)  =

(11)  =

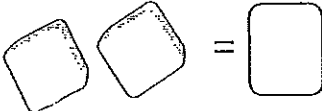
(12)  =

(13)  =


(14)  =


(6)  =


(7)  =

(8)  =

(9)  =

(15)  =


(16)  =

(17)  =

(18)  =

|  |  |  |  |  |  |
|--|--|--|--|--|--|
|  |  |  |  |  |  |
|--|--|--|--|--|--|


|  |  |  |
|--|--|--|
|  |  |  |
|  |  |  |
|  |  |  |
|  |  |  |
|  |  |  |
|  |  |  |
|  |  |  |
|  |  |  |
|  |  |  |
|  |  |  |



Point total \_\_\_\_\_

NAME \_\_\_\_\_

DATE \_\_\_\_\_



# MIND YOUR ABC'S #4


Directions: Put each set of words in alphabetical order.

a b c d e f g h i j k l m n o p q r s t u v w x y z

|   |  |
|---|--|
| <p>1.      4            7            2</p> <p>         four        seven        two</p> <p>         1            2            3</p> | <p>2.      1            8            3</p> <p>         one        eight        three</p> <p>         _____, _____, _____</p> |
| <p>3.      5            3            0</p> <p>         five        three        zero</p> <p>         _____, _____, _____</p>        | <p>4.      7            1            4</p> <p>         seven        one        four</p> <p>         _____, _____, _____</p>  |
| <p>5.      8            5            7</p> <p>         eight        five        seven</p> <p>         _____, _____, _____</p>       | <p>6.      6            9            5</p> <p>         six        nine        five</p> <p>         _____, _____, _____</p>   |
| <p>7.      9            4            6</p> <p>         nine        four        six</p> <p>         _____, _____, _____</p>          | <p>8.      0            6            2</p> <p>         zero        six        two</p> <p>         _____, _____, _____</p>    |

NAME \_\_\_\_\_

DATE \_\_\_\_\_



# SCRAMBLED RIDDLES #6

Directions: Read each riddle clue. Put the scrambled letters in the correct order to find the answer to each clue.

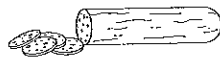
### Word Bank



slice



tomato



pepperoni



cheese



pepper




pineapple

|   |  |
|---|--|
| <p>1. I am melted on top of a pizza. What am I?</p> <p>ceeehs</p> <p>_____</p>                  | <p>2. I am just a small section of a pizza. What am I?</p> <p>ceils</p> <p>_____</p>                   |
| <p>3. I add a lot of spice to a pizza. What am I?</p> <p>eepppr</p> <p>_____</p>                | <p>4. I am a fruit that some people like on their pizzas. What am I?</p> <p>aeiilnppp</p> <p>_____</p> |
| <p>5. I am sliced and added as a topping to pizza. What am I?</p> <p>eeinopprr</p> <p>_____</p> | <p>6. I am made into sauce and put on pizza crust. What am I?</p> <p>amooft</p> <p>_____</p>           |


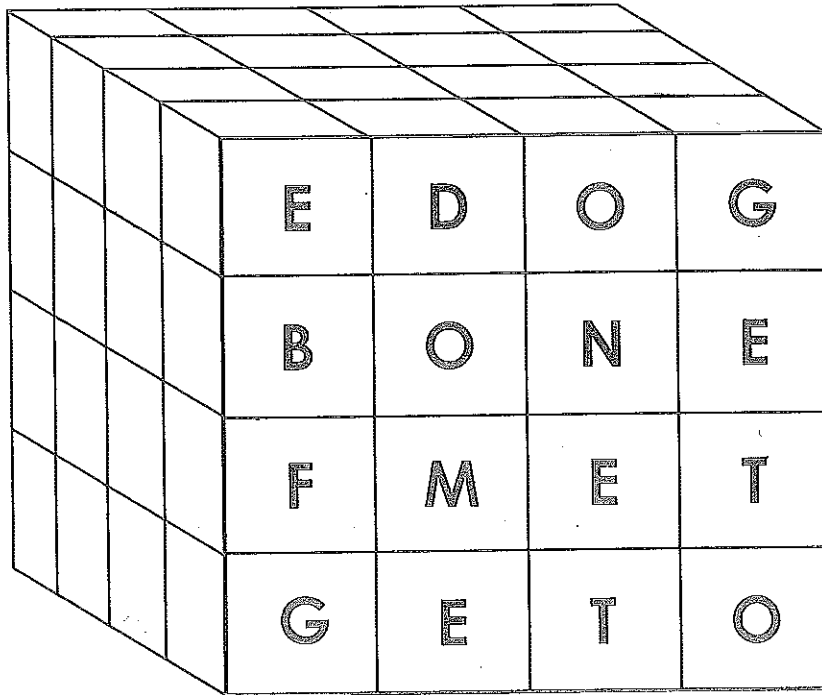
NAME \_\_\_\_\_

DATE \_\_\_\_\_



# WORD CUBE #5

**Directions:** How many words can you find on the cube reading forward, backward, left, right, up, and down? Write the words you find on the lines below. The same word might appear on the cube more than once.




---

---

---

---

---

---

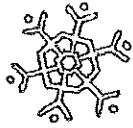
---

---

---

---






# The Folk Who Live in Backward Town

The folk who live in Backward Town  
Are inside out and upside down.  
They wear their hats inside their heads  
And go to sleep beneath their beds.  
They only eat the apple peeling  
And take their walks across the ceiling.

—Mary Ann Hoberman




## The Clever Owl

Story By: Andrew Frinkle

The brown owl sat on a branch and watched. He was very good at watching. His big eyes blinked. Down below, a white rabbit played in the grass.

The rabbit was very fast. He was too fast to catch. Every time the owl tried to catch the rabbit, the rabbit ran away.

The owl was hungry, but he had to find a way to catch the rabbit. How could he catch the fast rabbit? If he dove down on top of him, the rabbit would see his shadow and dive into his hole. What could he do?



Suddenly, the owl had an idea. His eyes got really big, because he was excited. A moment later, he took off flying.

When the owl was flying, he made sure to stay away from the rabbit. The owl didn't want the rabbit to know he was coming. Then, when he came close to the rabbit, he stretched out his body to change the shape of his shadow!

The white rabbit stopped eating grass and looked. Suddenly, there was a black rabbit next to him. The white rabbit stared. He didn't know there was a black rabbit near his home. It looked like he could make a new friend!

Without warning, the black rabbit disappeared, and in its place was the owl. The rabbit cried out and tried to run for his hole, but the owl was waiting for him. The rabbit ran right into the owl's claws and became his dinner.



Sometimes, when you try something new, you can surprise yourself and others.

## The Clever Owl


Story By: Andrew Frinkle

Use the information in the story to answer the questions below.

1. What color is the owl?
  - A. Green
  - B. Brown
  - C. Black
  - D. Yellow
  
2. Why can't the owl catch the rabbit?
  - A. He's too fast.
  - B. He's too nice.
  - C. He moved to another town.
  - D. Because they're friends.
  
3. What color of rabbit does the white rabbit think he sees?
  - A. White
  - B. Black
  - C. Brown
  - D. Grey
  
4. What was the black rabbit really?
  - A. A black rabbit
  - B. The white rabbit
  - C. The owl's shadow
  - D. A spot on the ground
  
5. Why did the owl finally catch the rabbit?
  - A. He never gave up.
  - B. He didn't catch the rabbit.
  - C. He just got lucky.
  - D. The rabbit didn't care if he got caught.



A series of horizontal lines for writing, consisting of 15 parallel lines spaced evenly down the page.



Name: \_\_\_\_\_

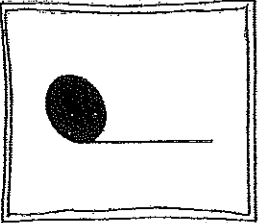
## Music E-Learning 1<sup>st</sup> Grade

1. Sing a song to someone in your house. Write below what song you sang.

2. Clap this rhythm at different speeds. Try it fast then try it slow.



3. Complete the quarter note activity on the back of this page.



# Note Maze!

Follow the quarter note to the end of the maze!

Name: \_\_\_\_\_

The maze consists of a grid of musical notes. The starting point is a quarter note at the top left. The path winds through the maze, following the quarter note. The notes encountered along the path include quarter notes, eighth notes, and sixteenth notes. The path ends at a banner that says "Done!"

Done!